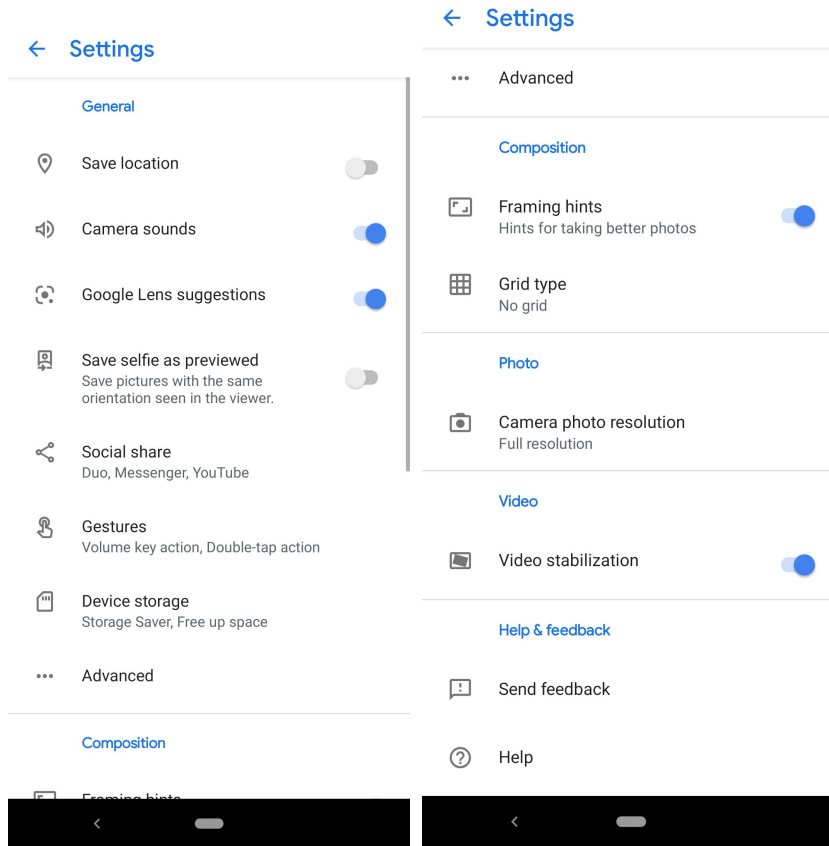
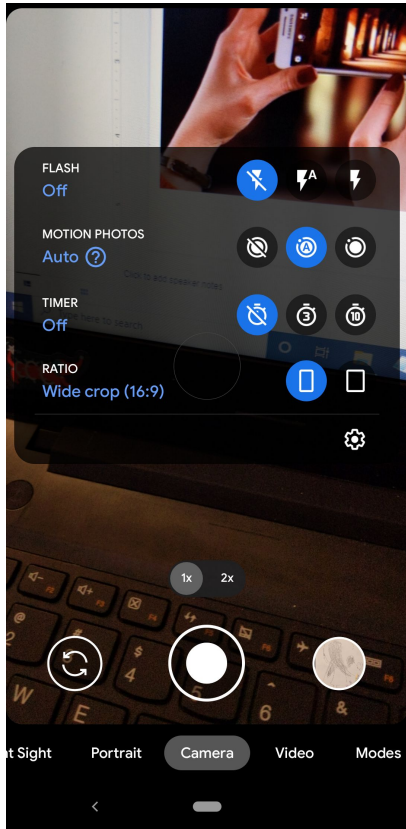


Composition in Photography

A person's hands are shown in silhouette, holding a smartphone horizontally to take a photograph. The phone's screen displays a hallway with a ceiling of bokeh lights. The background of the entire image is a dense field of bokeh lights in various colors like white, yellow, and purple.

Royalty-Free Images from Pixabay
in this document

Explore your Cell Phone Camera App and Settings



When you open your Camera app you may see many options, including Camera, Video, Portrait, Night Sight, and Modes (Pixel 3A Android Phone).

There should be a drop-down menu of setting which should include options like **Flash** (off, auto, on), **Motion Photos** (When you take a motion photo, Pixel includes a short video to capture more of the moment), **Timer** (off, 3 seconds, 10 seconds), and **Ratio** (16:9 Wide Crop, 4:3 Full Image)

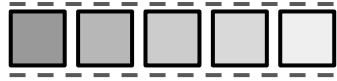
Reviewing the Elements of Art

- **Elements of Art:** Those components that make up a composition: line, value, space, texture, shape/form and color.
 - **Line:** The path of a moving point that is made by a tool, instrument, or medium as it moves across an area.
 - **Color:** An element of art defined as the effect of light reflecting from an object onto the eye.
 - **Space:** An element of art that is the area in and around objects in a composition.
 - **Texture:** An element of art that is the way an object feels or looks like it feels.
 - **Value:** An element of art that describes the relative lightness or darkness of a color.

The Principles of Design

- **Principles of Design:** The way the elements of art such as balance, movement, pattern/repetition, unity/variety and emphasis are used to create a composition.
 - **Pattern:** A principle of design where an element or combination of elements are repeated in a planned way.
 - **Repetition:** A principle of design, where an element is used more than once.
 - **Symmetrical/Symmetry:** A type of balance in which elements are arranged the same on each side of an imaginary line.
 - **Unity:** A principle of design which is the quality of having all parts look as if they belong together; achieved by proximity or repetition.
 - **Movement:** In visual arts, the direction or flow in artwork.
 - **Emphasis/Focal Point:** An area that draws the eye in the composition.

Review of Basic Types of Photography



Photojournalism: Photography that provides a documentary visual account of specific subjects and events, literally representing objective reality rather than the subjective intent of the photographer.



Snapshot Photography: An informal photograph taken quickly, typically with a small handheld camera. **Capturing a candid moment in time.*



Fine Art Photography: Photography created in accordance with the vision of the artist as photographer. **Motivating feelings or ideas.*



Commercial Photography: Photography in which the primary focus is to advertise products or services.

Types of Compositions

Diagonal: A diagonal arrangement moves the viewer's eye quickly across the composition.

Radial: Shapes, lines and colors radiate from a central starting point. This arrangement creates a strong sense of movement.

Layered: Parts of the artwork are arranged into vertical or horizontal sections.

Compound Curve: Lines and shapes in the artwork create a path that flows across the painting. This composition creates a sense of depth.

L-Arrangement: The composition is arranged into a shape that mimics an "L". This can be horizontal or vertical.

Focal Mass: The elements are arranged into grouped areas of various size and density.

Pyramid: This grouping uses a triangle arrangement to ground the elements.



DIAGONAL

A diagonal arrangement moves the viewer's eye quickly across the composition.



RADIAL

Shapes, lines and colors radiate from a central starting point. This arrangement creates a strong sense of movement.



LAYERED

Parts of the artwork are arranged into vertical or horizontal sections.

TYPES *of* COMPOSITION



COMPOUND CURVE

Lines and shapes in the artwork create a path that flows across the painting. This composition creates a sense of depth.



L-ARRANGEMENT

The composition is arranged into a shape that mimics an "L". This can be horizontal or vertical.



FOCAL MASS

The elements are arranged into grouped areas of various size and density.



PYRAMID

This grouping uses a triangle arrangement to ground the elements.

Sources:

Day, Layla. "10 Classic Compositions." *Electronic Portfolio*, n.p., n.d. Web. March 2017.
King, Jennifer. "Great Paintings by Design." *The Artist's Magazine*, March 1990, p. 54-66.
Kant, Sarah. *Elementary Art: Composition*. New York: Dutton-Knowlton, 1995. ISBN 1-56458-612-X

Brainstorming:

How does **composition** affect photography?


What part do the **elements of art** play in photo compositions?

Composition is the Organization of elements in space.

Let's Talk
about it

Guided Practice

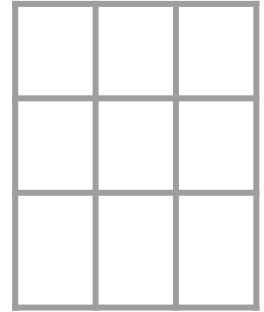
Discuss how the **elements of art** are used in each image.



ACTIVITIES

1

In your sketchbook choose **Fine Art Photography**, **Photojournalism**, **or Commercial Photography** and make **9 thumbnail sketches** of compositions implementing at least three elements of art in a 3x3 table format on one page. **Notes on ideas, items, and element use would be ideal companions to the thumbnail sketches.*



2


In reviewing your thumbnails, choose one you feel is the strongest and list items and parameters you would need to follow to capture that image in a **shoot log table**.

Items	Setting	Focus	Elements
Jewelry, flowers, cloth, lamp, table	Indoors, mid-day, table	Ring	Color, Shape, Space

3

Capture a set of **three images** with an overarching **theme** that ties them all together. You will make a **process board** of all images taken to show how you got to your final chosen images in a table. *No more than 4 pages.*

**Your Final 3 Images will be presented in a Google Doc or Google Slide which will include a title page.*



Process Board

Note: A process board may and should show the same arrangement of items at different angles, with different lighting, or other differentiation such as a focus item in different scenes/areas/placement.

Your Final Images Presentation

Google Doc or Google Slide.

- **Title Page** will include Your Name, a Title (Theme), a subtitle of the type of photography, your class (2A, 2B, 4B) and West.
- One Image Per Page (x3)
 - A title for your image is not required, but encouraged.
- We will have an informal **critique**.

Required Files for Grading

- ❑ 9+ Thumbnail Sketches (1-2 pages, .jpg photo)
- ❑ Shoot Log Table (~1 page, G. Sheets or Doc)
- ❑ Process Board (<4 pages, Google Doc or Slide)
- ❑ Final Presentation (4 pages, Google Doc or Slide)

It would be helpful to keep all images (.jpg) in a new folder on your Google Drive and title it **Photo Composition Project. You could keep all image files there.*

Apple of my Eye

Commercial Photography

Dorothy Smith (4B West)

*"Twin
Delicious"*

