



# Unified Composition

Copyright-Free and Royalty-Free Images from  
Pixabay in this document


# Reviewing the Elements of Art

**Elements of Art:** Those components that make up a composition: line, value, space, texture, shape/form and color.


- **Line:** The path of a moving point that is made by a tool, instrument, or medium as it moves across an area.
- **Color:** An element of art defined as the effect of light reflecting from an object onto the eye.
- **Space:** An element of art that is the area in and around objects in a composition.
- **Texture:** An element of art that is the way an object feels or looks like it feels.
- **Value:** An element of art that describes the relative lightness or darkness of a color.



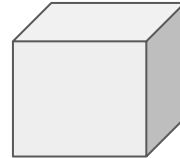
Line




Shape



Color



Form



Value




Texture



Pattern



Repetition &  
Variety



Balance &  
Movement



Variety & Unity



Emphasis/  
Focal Point

## Reviewing the Principles of Design

- **Principles of Design:** The way the elements of art such as balance, movement, pattern/repetition, unity/variety and emphasis are used to create a composition.
  - **Pattern:** A principle of design where an element or combination of elements are repeated in a planned way.
  - **Repetition:** A principle of design, where an element is used more than once.
  - **Symmetrical/Symmetry:** A type of **balance** in which elements are arranged the same on each side of an imaginary line.
  - **Unity:** A principle of design which is the quality of having all parts look as if they belong together; achieved by proximity or repetition.
  - **Movement:** In visual arts, the direction or flow in artwork.
  - **Emphasis/Focal Point:** An area that draws the eye in the composition.

## **Brainstorming:**

What part do the elements of art play in art compositions?

Why are the art elements important?

**Composition** is the Organization of elements in space.

**Let's Talk  
about it**

# Guided Practice


Discuss how the **elements of art** are used in each image.



# ACTIVITIES

1

In your sketchbook you will make **9 thumbnail sketches** of compositions implementing at least three elements of art in a 3x3 table format on one page. *\*Notes on ideas, content, and element use would be ideal companions to the thumbnail sketches.*



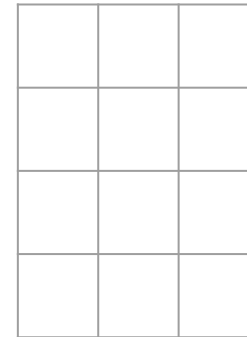
2

In reviewing your thumbnails, choose one you feel is the strongest and draw **one full page draft** which includes more details

3

You will make a **process board** of all images taken to show how you got to your **final composition** in a table. *No more than 4 pages.*

*\*Your Final Image will be presented in a Google Doc or Google Slide which will include a title page.*



Process Board

**Note:** A process board may and should show areas of progression that leads to the final product.

# Your Final Images Presentation

Google Doc or Google Slide.

- **Title Page** will include Your Name, a Title (Theme), a subtitle of "Unified Composition", your class (3A or 3B) and West.
- Thumbnail Sketches
- Process Board Images
- One Page for your Final Image
- We will have an informal **critique**.

## Required Files for Grading

- ❑ 9+ Thumbnail Sketches (1-2 pages, .jpg photo)
- ❑ Process Board (<4 pages, Google Doc or Slide)
- ❑ Final Presentation (Google Doc or Slide)

*\*It would be helpful to keep all images (.jpg) in a new folder on your Google Drive and title it **Unified Composition Project**. You could keep all image files there.*

## Apple of my Eye

Unified Composition

Dorothy Smith (3B West)

*"Apple of my Eye"*

